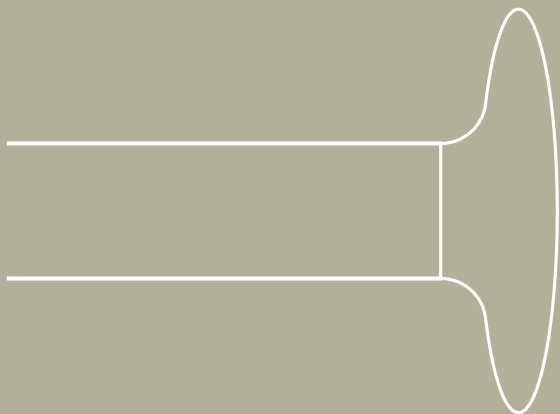




SilentGliss

METROPOLE



Redefining Poles

What differentiates Metropole from a traditional curtain pole? Metropole features an internal gliding channel, avoiding the need for curtain rings, giving the appearance of a pole but the ease and usability of a track.

Metropole is uncompromising in bringing together precision engineering with considered product design for a curtain pole that performs as well as it looks. From the unique two-component glider to the seamless finial connection, each element is carefully designed to deliver something remarkable.

Offered in 3 round pole diameters (23, 30 and 50mm), and a rectangular profile (36mm), Metropole is available hand, cord or electrically operated.



30mm Metropole in Bronze with
Taper finials and Multicolour
Dimout fabric.

The Finials

Metropole includes a refined collection of finials that work well in contemporary, traditional and blended settings.



This page: Finials in Ecrú
Right: 30mm Metropole in Antique
Bronze with Spear finial and
Colorama 2 fabric.




“It was important that the finial and the pole truly spoke to one another, with shapes that ‘emerged’ from the pole in a continuous form. The Taper finial was borne from this process - and then this language was applied across a collection which would include more traditionally popular shapes such as the classic ball and spear.”

Nadine Hadden, Designer

Contemporary

The perfectly understated Taper and the striking Ellipse finials lend themselves to contemporary settings, with a fluted design that complements a range of architectural interiors. No longer a pastiche of the finial as a 'curtain-stopper', they offer an aesthetic fit for a 21st century home.

Taper in Taupe



Ellipse in Ochre





30mm Metropole in Black
with Ellipse finials and Colorama 2 fabric.

Traditional

Metropole offers a range of traditional finial designs, creating a natural union with period homes. Darker coloured poles suit bay windows, or choose a lighter shade for a more blended aesthetic.

Ball in Black



Spear in Anodic Grey



Groove Cylinder in Ecu



Glass Ball in White





Metropole 30mm in Antique Bronze with Ball finials and Colorama 2 fabric.



Metropole 30mm in Charcoal
with Flush endcaps and Colorama 1
Multicolour fabric.

Endcaps

When a more pared-down look is preferred, endcaps are an alternative finish to finials. Flush and Stud endcaps are available across all shapes and sizes of pole. The Design endcap is available for round poles.


Flush endcap in Silver Anodised



Stud endcap in Slate Grey



Design endcap in Gunmetal



“Good Design Is Often Invisible” Dieter Rams

A ceiling mounted Metropole will fuse with the architecture of the room giving the curtains maximum impact.





Metropole 36mm 'flat' pole in Matt
White with Flush endcaps and
Someo fabric.

Colours

From striking metallics to muted and neutral shades, Metropole offers something to suit any colour scheme. Our popular 30mm pole comes in 15 different colours with finials and brackets to match.



This page: Ellipse finials in Ecru, Taupe, Charcoal and Antique bronze.
Right: Metropole 30mm in Ochre with Ellipse finial and Colorama 1 Multicolour fabric.



Curves

Every pole and curtain is made-to-measure; tailored to your exact specification. With the exception of electrically operated Metropole, all poles can be forward and reverse bent to fit perfectly to bay windows or other curved applications.



Metropole 30mm in Black with
Flush endcaps.



Metropole 30mm in Charcoal with
Spear finials and Polyflax fabric.

Fitting

Choose from a wide range of fitting brackets, whether wall or ceiling fix, with or without finials, deep or shallow curtain headings. Subtle details such as colour-matched magnetic covers ensure discreet but secure fitting.



Pictured: Fillet Brackets with magnetic covers. Elegant, discreet and secure.

Metropole Selector

1. CHOOSE YOUR POLE SIZE AND COLOUR

Metropole is available in 15 colours across the range of sizes and shapes of pole.

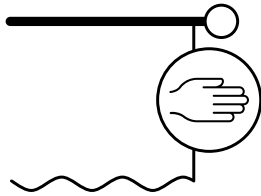
The selector interface consists of four columns. The first three columns represent pole diameters: Ø23mm, Ø30mm, and Ø50mm. The fourth column represents a pole height of 36mm. Each column contains a vertical list of color swatches. The Ø23mm column has 8 options. The Ø30mm column has 15 options. The Ø50mm column has 10 options. The 36mm height column has 10 options. The colors available are: White, Matt White, Ecu, Chrome, Silver Anodised, Gunmetal, Charcoal, Black, Antique Bronze, Taupe, Ochre, Sand, Bronze, Anodic Grey, Slate Grey, and Gunmetal.

Pole Size	Color
Ø23mm	White
Ø23mm	Matt White
Ø23mm	Ecu
Ø23mm	Chrome
Ø23mm	Silver Anodised
Ø23mm	Gunmetal
Ø23mm	Charcoal
Ø23mm	Black
Ø30mm	White
Ø30mm	Matt White
Ø30mm	Ecu
Ø30mm	Taupe
Ø30mm	Ochre
Ø30mm	Sand
Ø30mm	Antique Bronze
Ø30mm	Bronze
Ø30mm	Chrome
Ø30mm	Silver Anodised
Ø30mm	Anodic Grey
Ø30mm	Slate Grey
Ø30mm	Gunmetal
Ø30mm	Charcoal
Ø30mm	Black
Ø50mm	White
Ø50mm	Matt White
Ø50mm	Ecu
Ø50mm	Taupe
Ø50mm	Antique Bronze
Ø50mm	Bronze
Ø50mm	Silver Anodised
Ø50mm	Anodic Grey
Ø50mm	Slate Grey
Ø50mm	Black
36mm	White
36mm	Matt White
36mm	Antique Bronze
36mm	Bronze
36mm	Chrome
36mm	Silver Anodised
36mm	Anodic Grey
36mm	Slate Grey
36mm	Gunmetal
36mm	Charcoal
36mm	Black

*Silver Anodised is available for hand operated systems only


2. CHOOSE YOUR OPERATION

Metropole can be hand, cord or electrically operated.



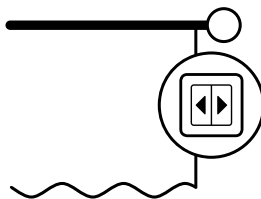
Hand

All Metropole sizes are available hand operated.



Cord

Metropole is available cord operated, (with a single cord) on 30mm and 50mm poles up to 6m long and 13kg in weight. An optional intermediate pulley is available to cord the pole at both ends for individual curtain operation, longer poles or heavier curtains.



Electric

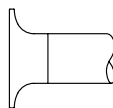
50mm Metropole is available electrically operated combined with either the SG 5100 or SG 5600 electric curtain track systems offering a wide range of control methods including wall switch, remote control and home control systems.

3. CHOOSE YOUR ENDCAP OR FINIAL

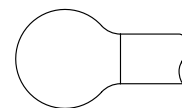
Colour matched endcaps are available on all shapes and sizes of pole. Metropole finials are available for all round poles **excluding Silver Anodised and Chrome colours (these are offered with Flush and Stud endcaps only)**. Metropole 36mm rectangular pole is offered with Flush or Stud endcaps only.



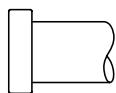
Flush endcap



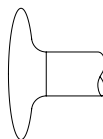
Taper finial



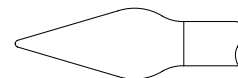
Ball finial



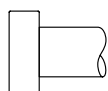
Stud endcap



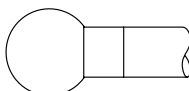
Ellipse finial



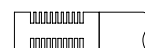
Spear finial



Design endcap



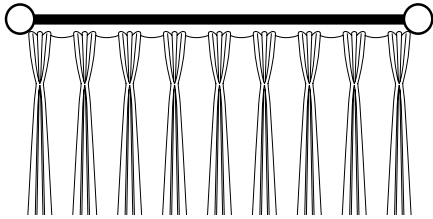
Glass Ball finial



Groove Cylinder finial

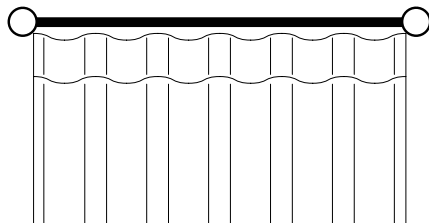
4. CHOOSE YOUR GLIDER

Metropole is suited to all curtain headings using curtain hooks including traditional pleats, Wave and the unique Swiss Pleat only from Silent Gliss. All Silent Gliss gliders are manufactured using 2 components - a soft component to reduce noise and a hard component for stability. It is important to establish the curtain heading at the point of ordering to ensure the correct glider is used.



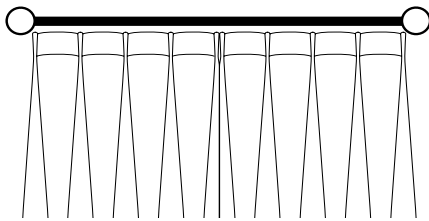
2C Glider

For traditional pleated or goblet headings the Silent Gliss two-component glider provides optimum gliding properties.



Wave 2C Glider or Roller Glider Cord

Wave offers a more contemporary look throughout the curtain drop: when opened, the curtains stack back neatly, and when closed the fabric hangs in a smooth, continuous wave.

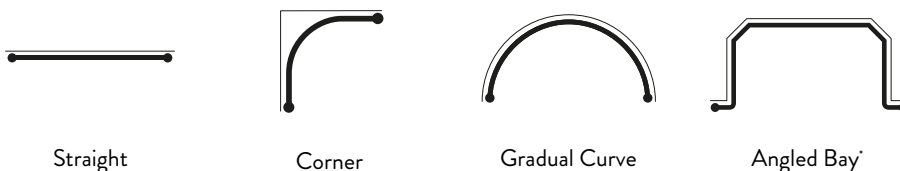


Swiss Pleat 2C Glider

The Swiss Pleat is a unique curtain heading only available from Silent Gliss using fabrics from The Collection. Using bespoke high-performance gliders sewn into the curtain, it is an understated alternative to traditional curtain headings.

5. CHOOSE YOUR POLE SHAPE

With the exception of electrically operated, Metropole can be forward and reverse bent to accommodate bay windows and curved installations.



Straight

Corner

Gradual Curve

Angled Bay

*Showing reverse bend

The following minimum bending radii apply:

23mm hand operated system - 15cm

30mm hand operated system - 25cm

30mm cord operated system - 30cm

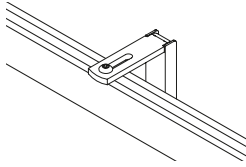
36mm hand operated system - 20cm

50mm hand operated system - 50cm

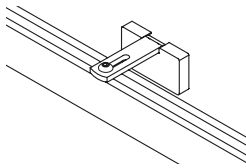
50mm cord operated system - 68cm

6. CHOOSE YOUR BRACKET

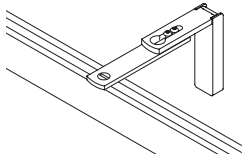
Metropole offers a range of brackets, colour matched to the pole for wall or ceiling fitting.



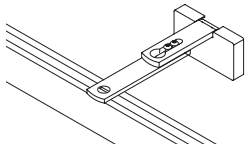
Smart Fix Brackets offer the ultimate flexibility and ease of installation. Modern and versatile with a magnetic cover, they are offered as standard on all straight Metropoles unless otherwise specified.



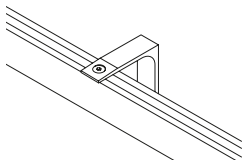
Square Smart Fix Brackets have the added advantage of a smaller down-stand which makes them ideal when fitting space is limited or for minimal visibility of the bracket.



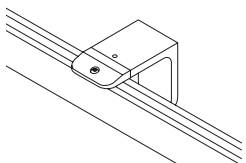
Adjustable Smart Fix Brackets accommodate challenging fitting situations. They are supplied as standard with all 23mm, 30mm and 36mm bent poles.



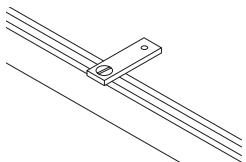
Adjustable Square Smart Fix Brackets are an alternative adjustable bracket with a smaller down-stand for restricted fitting spaces or minimal bracket visibility.



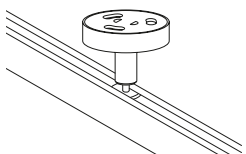
Fillet Brackets offer a contemporary alternative wall fitting solution. Sleek lines flow into a tapered finish, completed with a magnetic screw cover. Recommended for straight poles only.



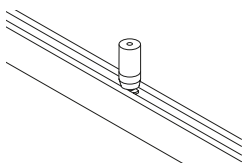
Maxi Brackets are an adjustable, wider bracket supplied as standard with all 50mm poles. Also suitable for 30mm and 36mm poles.



Ceiling Supports are suitable for fixing flush to a ceiling or window reveal. Offered in 2 sizes - 3mm and 9mm to accommodate flush and stud endcaps for all poles sizes.



Top Fix Brackets allow finials to be specified on ceiling fitted poles.



Ceiling Hangers are an alternative bracket for ceiling fitted poles.

The Architects of Silence

Silent Gliss is the leading global supplier of premium interior window treatments. Since 1952 we have been tirelessly committed to the development of the worlds' smoothest, quietest systems using state of the art technology.

Driven by customer needs, Silent Gliss offers functional and durable products. Expert technical advice coupled with installation and support services complete the offer. Silent Gliss stands for innovative, sustainable, tailor made solutions, exceptional design and first-class quality.



Silent Gliss Ltd.

Pyramid Business Park
Poorhole Lane
Broadstairs
Kent CT10 2PT
United Kingdom
T +44 1843 863571
info@silentgliss.co.uk

silentgliss.co.uk

Silent Gliss Canada

110 Cumberland Street
Suite 506
Toronto
Ontario, M5R 3V5
Canada
T +1 561 699 6808
info@silentgliss.ca

silentgliss.ca

Silent Gliss Global Ltd.

Pyramid Business Park
Poorhole Lane
Broadstairs
Kent CT10 2PT
United Kingdom
T +44 1843 874250
info@silentglissglobal.com

silentglissglobal.com

Silent Gliss Blinds Trading LLC

Office 1906
The H Hotel Complex
Trade Center First
Dubai
United Arab Emirates
T +971 4 7050318
info@silentgliss.ae

silentgliss.ae